

Clarification on Metric ID: 6.5.2

Index

S. No.	Query 1	Page No
HEI is requested to provide Supporting documents pertaining to NIRF (along with link to the HEI's ranking in the NIRF portal).		
1	Screenshot of NIRF Portal indicating the name of institution	3-6
2	NIRF Report Overall 2022-23	7-9
3	NIRF Reports College 2022-23	10-12
4	NIRF Reports Overall 2021-22	13-15
5	NIRF Reports College 2021-22	16-18
6	NIRF Reports Overall 2020-21	19-23
7	NIRF Reports College 2020-21	24-26
8	NIRF Reports Overall 2019-20	27-31
9	NIRF Reports College 2019-20	32-34
10	NIRF Reports Overall 2018-19	35-38
11	NIRF Reports College 2018-19	39-41

Query No. 01: HEI is requested to provide Supporting documents pertaining to NIRF (along with link to the HEI's ranking in the NIRF portal).


Response:

In response to the above query from HEI, Institution is providing the Screen Shots after login to NIRF and Supporting documents pertaining to NIRF. As the institution ranking is not under the 200 institutions list in NIRF the link is not available. The regular participation of institution in NIRF process (in assessment period) under both category that is OVERALL and COLLEGE is provided.


Screenshot of NIRF Portal Indicating Participation of HEI

NIRF 2024 (Overall)

DCS HOME PAGE | [Change Password](#) | [Logout](#)



National Institutional Ranking Framework
Ministry of Education
Government of India



[HOME](#) [ABOUT NIRF](#) [PARAMETERS](#) [DOCUMENTS](#) [RANKING](#) [FAQS](#) [NOTIFICATION/ADVT](#) [CONTACT](#)

Welcome to Data Capturing System: OVERALL

Institute Name: Indira Mahavidyalaya (IR-O-I-1111)

- [About Data Capturing System \(DCS\)](#)
- [Important Notes](#)
- [Help Manual](#)
- [Help-Desk](#)
- [Supported Browser \(JavaScript must be enabled in your browser\) - How to enable javascript?](#)

Screenshot of NIRF Portal Indicating Participation of HEI

NIRF 2024 (Overall)



National Institutional Ranking Framework
Ministry of Education
Government of India



Welcome to Data Capturing System: OVERALL

Institute ID: IR-O-I-1111
Institute Name: Indira Mahavidyalaya

[← Go Back](#)

[Generate PDF](#)

Full Report

Sanctioned (Approved) Intake

Academic Year	2022-23	2021-22	2020-21	2019-20	2018-19	2017-18
UG [3 Years Program(s)]	660	700	700	---	---	---
PG [2 Years Program(s)]	240	160	---	---	---	---


Total Actual Student Strength (Program(s) Offered by Your Institution)

(All programs of all years)	No. of Male Students	No. of Female Students	Total Students	Within State (Including	Outside State (Including	Outside Country (Including	Economically Backward (Including	Socially Challenged (SC+ST+OBC	No. of students receiving full tuition fee	No. of students receiving full tuition fee	No. of students receiving full tuition fee	No. of students who are not receiving full
-----------------------------	----------------------	------------------------	----------------	-------------------------	--------------------------	----------------------------	----------------------------------	--------------------------------	--	--	--	--


Screenshot of NIRF Portal Indicating Participation of HEI

NIRF 2024 (College)

DCS HOME PAGE | [Change Password](#) | [Logout](#)



National Institutional Ranking Framework
Ministry of Education
Government of India



[HOME](#) [ABOUT NIRF](#) [PARAMETERS](#) [DOCUMENTS](#) [RANKING](#) [FAQS](#) [NOTIFICATION/ADVT](#) [CONTACT](#)

Welcome to Data Capturing System: COLLEGE

Institute Name: Indira Mahavidyalaya (IR-C-I-1111)

- [About Data Capturing System \(DCS\)](#)
- [Important Notes](#)
- [Help Manual](#)
- [Help-Desk](#)
- [Supported Browser \(JavaScript must be enabled in your browser\). How to enable javascript?](#)

Screenshot of NIRF Portal Indicating Participation of HEI

NIRF 2024 (College)



National Institutional Ranking Framework
Ministry of Education
Government of India



Welcome to Data Capturing System: COLLEGE

Institute ID: IR-C-I-1111
Institute Name: Indira Mahavidyalaya

← Go Back

Generate PDF

Full Report

Sanctioned (Approved) Intake

Academic Year	2022-23	2021-22	2020-21	2019-20	2018-19	2017-18
UG [3 Years Program(s)]	700	700	700	---	---	---
PG [2 Years Program(s)]	160	160	---	---	---	---

Total Actual Student Strength (Program(s) Offered by Your Institution)

(All programs of all years)	No. of Male Students	No. of Female Students	Total Students	Within State (Including	Outside State (Including	Outside Country (Including	Economically Backward (Including	Socially Challenged (SC+ST+OBC	No. of students receiving full tuition fee	No. of students receiving full tuition fee	No. of students receiving full tuition fee	No. of students who are not receiving full
-----------------------------	----------------------	------------------------	----------------	-------------------------	--------------------------	----------------------------	----------------------------------	--------------------------------	--	--	--	--

NIRF Report Overall 2022-23

National Institutional Ranking Framework
 Ministry of Education
 Government of India
 Welcome to Data Capturing System: **OVERALL**

Submitted Institute Data for NIRF'2023'

Institute Name: Indira Mahavidyalaya [IR-O-I-1111]

Sanctioned (Approved) Intake

Academic Year	2021-22	2020-21	2019-20	2018-19	2017-18	2016-17
UG [3 Years Program(s)]	700	700	700	-	-	-
PG [2 Year Program(s)]	160	160	-	-	-	-

Total Actual Student Strength (Program(s) Offered by Your Institution)

(All programs of all years)	No. of Male Students	No. of Female Students	Total Students	Within State (Including male & female)	Outside State (Including male & female)	Outside Country (Including male & female)	Economically Backward (Including male & female)	Socially Challenged (SC+ST+OBC Including male & female)	No. of students receiving full tuition fee reimbursement from the State and Central Government	No. of students receiving full tuition fee reimbursement from Institution Funds	No. of students receiving full tuition fee reimbursement from the Private Bodies	No. of students who are not receiving full tuition fee reimbursement
UG [3 Years Program(s)]	453	405	858	858	0	0	45	751	796	0	0	0
PG [2 Year Program(s)]	125	156	281	281	0	0	20	245	265	0	0	0

Placement & Higher Studies

UG [3 Years Program(s)]: Placement & higher studies for previous 3 years

Academic Year	No. of first year students intake in the year	No. of first year students admitted in the year	Academic Year	No. of students admitted through Lateral entry	Academic Year	No. of students graduating in minimum stipulated time	No. of students placed	Median salary of placed graduates(Amount in Rs.)	No. of students selected for Higher Studies
2017-18	700	604	2018-19	0	2019-20	161	13	50000(Fifty Thousand)	97
2018-19	700	700	2019-20	0	2020-21	198	13	50000(Fifty Thousand)	121
2019-20	700	484	2020-21	0	2021-22	155	9	50000(Fifty Thousand)	130

PG [2 Years Program(s)]: Placement & higher studies for previous 3 years

Academic Year	No. of first year students intake in the year	No. of first year students admitted in the year	Academic Year	No. of students graduating in minimum stipulated time	No. of students placed	Median salary of placed graduates(Amount in Rs.)	No. of students selected for Higher Studies
2018-19	160	160	2019-20	112	0	0(Zero)	0
2019-20	160	160	2020-21	138	0	0(Zero)	0
2020-21	160	160	2021-22	128	0	0(Zero)	0

Ph.D Student Details

Ph.D (Student pursuing doctoral program till 2021-22 Students admitted in the academic year 2022-23 should not be entered here.)			
		Total Students	
Full Time		2	
Part Time		0	
No. of Ph.D students graduated (including Integrated Ph.D)			
		2021-22	2020-21
Full Time		0	0
Part Time		0	0
PG (Student pursuing MD/MS/DNB program till 2021-22 Students admitted in the academic year 2022 - 23 should not be entered here)			
Number of students pursuing PG (MD/MS/DNB) program			0
No. of students Graduating in PG (MD/MS/DNB) program			
2021-22	2020-21	2019-20	
0	0	0	

Online Education

1. Does all programs/courses were completed on time.		Yes	
2. Measures taken to complete the syllabus of courses and programs.		All the courses were completed using classical teaching methods and current AV methods and in Some unavoidable situations syllabus was completed using online sessions through zoom, google meet etc.	
3. The period of delay in completion of syllabus (in months).		0	
4. The period of delay in conducting exams (in months).		0	
Portal Name	No. of students offered online courses which have credit transferred to transcript	Total no. of online courses which have credit transferred to the transcript	Total no. of credits transferred to transcript
Swayam	0	0	0
0	0	0	0
5. No. of courses developed and available online on Swayam platform by your institution faculty		0	

Financial Resources: Utilised Amount for the Capital expenditure for previous 3 years

Academic Year	2021-22	2020-21	2019-20
	Utilised Amount	Utilised Amount	Utilised Amount
Annual Capital Expenditure on Academic Activities and Resources (excluding expenditure on buildings)			
Library	168483 (One Lakh Sixty Eight Thousand Four Hundred Eighty Threem)	153668 (One Lakh Fifty Three Thousand Six Hundred Sixty Eightem)	294627 (Two Lakh Sixty Four Thousand Six Hundred Twenty Sevenem)
New Equipment for Laboratories	274170 (Two Lakh Seventy Four Thousand One Hundred Seventyventem)	522089 (Five Lakh Twenty Two Thousand Eighty Nine)	629514 (Six Lakh Twenty Nine Thousand Five Hundred Fourteenem)
Engineering Workshops	0 (zero)	0 (zero)	0 (zero)
Other expenditure on creation of Capital Assets (excluding expenditure on Land and Building)	99525 (Ninety Nine Thousand Five Hundred Twenty Five)	70000 (Seventy Thousand)	56500 (Fifty Six Thousand Five Hundred)

Financial Resources: Utilised Amount for the Operational expenditure for previous 3 years

Academic Year	2021-22	2020-21	2019-20
	Utilised Amount	Utilised Amount	Utilised Amount
Annual Operational Expenditure			
Salaries (Teaching and Non Teaching staff)	43307894 (Four Crore Thirty Three Lakh Seven Thousand Eight Hundred Ninety Four)	42601790 (Four Crore Twenty Six Lakh One Thousand Seven Hundred Ninety)	40826394 (Four Crore Eight Lakh Twenty Six Thousand Three Hundred Ninety Four)
Maintenance of Academic Infrastructure or consumables and other running expenditures(excluding maintenance of hostels and allied services,rent of the building, depreciation cost, etc)	1076681 (Ten Lakh Seventy Six Thousand Six Hundred Eighty Oned Ninety)	925056 (Nine Lakh Twenty Five Thousand Fifty Six Five)	943858 (Nine Lakh Forty Three Thousand Eight Hundred Fifty Eightnety)
Seminars/Conferences/Workshops	0 (zero)	0 (zero)	14318 (Fourteen Thousand Three Hundred Eighteen Five)

IPR

Calendar year	2021	2020	2019
No. of Patents Published	0	0	0
No. of Patents Granted	0	0	0

Sponsored Research Details

Financial Year	2021-22	2020-21	2019-20
Total no. of Sponsored Projects	0	0	0
Total no. of Funding Agencies	0	0	0
Total Amount Received (Amount in Rupees)	0	0	0
Amount Received in Words	Zero	Zero	Zero

Consultancy Project Details

Financial Year	2021-22	2020-21	2019-20
Total no. of Consultancy Projects	0	0	0
Total no. of Client Organizations	0	0	0
Total Amount Received (Amount in Rupees)	0	0	0
Amount Received in Words	Zero	Zero	Zero

NIRF Report College 2022-23

National Institutional Ranking Framework
 Ministry of Education
 Government of India
 Welcome to Data Capturing System: COLLEGE

Submitted Institute Data for NIRF'2023'

Institute Name: Indira Mahavidyalaya [IR-C-I-1111]

Sanctioned (Approved) Intake

Academic Year	2021-22	2020-21	2019-20	2018-19	2017-18	2016-17
UG [3 Years Program(s)]	700	700	700	-	-	-
PG [2 Year Program(s)]	160	160	-	-	-	-

Total Actual Student Strength (Program(s) Offered by Your Institution)

(All programs of all years)	No. of Male Students	No. of Female Students	Total Students	Within State (Including male & female)	Outside State (Including male & female)	Outside Country (Including male & female)	Economically Backward (Including male & female)	Socially Challenged (SC+ST+OBC Including male & female)	No. of students receiving full tuition fee reimbursement from the State and Central Government	No. of students receiving full tuition fee reimbursement from Institution Funds	No. of students receiving full tuition fee reimbursement from the Private Bodies	No. of students who are not receiving full tuition fee reimbursement
UG [3 Years Program(s)]	453	405	858	858	0	0	45	751	796	0	0	0
PG [2 Year Program(s)]	125	156	281	281	0	0	20	245	265	0	0	0

Placement & Higher Studies

UG [3 Years Program(s)]: Placement & higher studies for previous 3 years

Academic Year	No. of first year students intake in the year	No. of first year students admitted in the year	Academic Year	No. of students graduating in minimum stipulated time	No. of students placed	Median salary of placed graduates(Amount in Rs.)	No. of students selected for Higher Studies
2017-18	700	604	2019-20	161	13	50000(Fifty Thousand)	97
2018-19	700	700	2020-21	198	13	50000(Fifty Thousand)	121
2019-20	700	484	2021-22	155	9	50000(Fifty Thousand)	130

PG [2 Years Program(s)]: Placement & higher studies for previous 3 years

Academic Year	No. of first year students intake in the year	No. of first year students admitted in the year	Academic Year	No. of students graduating in minimum stipulated time	No. of students placed	Median salary of placed graduates(Amount in Rs.)	No. of students selected for Higher Studies
2018-19	160	160	2019-20	112	0	0(Zero)	0
2019-20	160	160	2020-21	138	0	0(Zero)	0
2020-21	160	160	2021-22	128	0	0(Zero)	0

Financial Resources: Utilised Amount for the Capital expenditure for previous 3 years

Academic Year	2021-22	2020-21	2019-20
	Utilised Amount	Utilised Amount	Utilised Amount
Annual Capital Expenditure on Academic Activities and Resources (excluding expenditure on buildings)			
Library	168483 (One Lakh Sixty Eight Thousand Four Hundred Eighty Three)	153668 (One Lakh Fifty Three Thousand Six Hundred Sixty Eight)	294627 (Two Lakh Sixty Four Thousand Six Hundred Twenty Seven)
New Equipment for Laboratories	274170 (Two Lakh Seventy Four Thousand One Hundred Seventy)	522089 (Five Lakh Twenty Two Thousand Eighty Nine)	629514 (Six Lakh Twenty Nine Thousand Five Hundred Fourteen)
Other expenditure on creation of Capital Assets (excluding expenditure on Land and Building)	99525 (Ninety Nine Thousand Five Hundred Twenty Five)	70000 (seventy thousand)	56500 (Fifty Six Thousand Five Hundred)

Financial Resources: Utilised Amount for the Operational expenditure for previous 3 years

Academic Year	2021-22	2020-21	2019-20
	Utilised Amount	Utilised Amount	Utilised Amount
Annual Operational Expenditure			
Salaries (Teaching and Non Teaching staff)	43307894 (Four Crore Thirty Three Lakh Seven Thousand Eight Hundred Ninety Four)	42601790 (Four Crore Twenty Six Lakh One Thousand Seven Hundred Ninety)	40826394 (Four Crore Eight Lakh Twenty Six Thousand Three Hundred Ninety Four)
Maintenance of Academic Infrastructure or consumables and other running expenditures(excluding maintenance of hostels and allied services,rent of the building, depreciation cost, etc)	1076681 (Ten Lakh Seventy Six Thousand Six Hundred Eighty One)	925056 (Nine Lakh Twenty Five Thousand Fifty Six)	943858 (Nine Lakh Forty Three Thousand Eight Hundred Fifty Eight)
Seminars/Conferences/Workshops	0 (Zero)	0 (Zero)	14318 (Fourteen Thousand Three Hundred Eighteen)

PCS Facilities: Facilities of physically challenged students

1. Do your institution buildings have Lifts/Ramps?	Yes, more than 40% of the buildings
2. Do your institution have provision for walking aids, including wheelchairs and transportation from one building to another for handicapped students?	No
3. Do your institution buildings have specially designed toilets for handicapped students?	Yes, more than 40% of the buildings

Faculty Details

Srno	Name	Age	Designation	Gender	Qualification	Experience (In Months)	Currently working with institution?	Joining Date	Leaving Date	Association type
1	Dr Pavan Bhau Mandavkar	51	Dean / Principal / Director / Vice Chancellor	Male	Ph.D	300	Yes	04-10-1997	–	Regular
2	AJAY VILASRAO TAGALPALLEWAR	46	Assistant Professor	Male	SLET	216	Yes	16-08-2004	–	Regular
3	DIPAK DEVIDAS GHODEKAR	39	Assistant Professor	Male	SLET	61	Yes	07-04-2015	–	Regular
4	Chetana Ugale	37	Assistant Professor	Female	Ph.D	60	Yes	03-01-2017	–	Regular
5	Prof R M Wath	59	Associate Professor	Female	M. Phil	86	Yes	15-12-1986	–	Regular
6	Prof M P Rakhunde	56	Associate Professor	Female	M. Phil	73	Yes	16-12-1999	–	Regular
7	DR VEERA PAVAN MANDAVKAR	45	Assistant Professor	Female	Ph.D	90	Yes	06-04-2015	–	Regular

8	DINESH RAMKRUSHNA JARONDE	40	Assistant Professor	Male	NET	69	Yes	10-12-2007	–	Regular
9	KISHOR PUNJAJI SURADKAR	33	Assistant Professor	Male	Ph.D	61	Yes	11-04-2015	–	Regular
10	Prof S Y Lakhadive	55	Associate Professor	Female	M.A	68	Yes	16-12-1998	–	Regular
11	PRASHANT SANTOSHRAO JAWADE	41	Assistant Professor	Male	NET	69	Yes	25-01-2006	–	Regular
12	PANDURANG BHAUSAHEB INGLE	37	Assistant Professor	Male	SLET	61	Yes	08-04-2015	–	Regular
13	Shital Shankarrao Raut	38	Other	Female	NET	62	Yes	22-09-2017	–	Regular
14	Dr D M Chavhan	37	Assistant Professor	Male	Ph.D	61	Yes	16-07-2015	–	Regular
15	DR KAILASH RAMBHAU NEMADE	33	Assistant Professor	Male	Ph.D	101	Yes	23-04-2015	–	Regular
16	SNEHAL R KHANDEKAR	33	Assistant Professor	Female	NET	61	Yes	09-04-2015	–	Regular
17	Dr Ved Ramesh Patki	32	Assistant Professor	Male	Ph.D	60	Yes	02-01-2017	–	Regular
18	Prof N V Narule	53	Assistant Professor	Male	M.A	73	Yes	16-12-1998	–	Regular

NIRF Report Overall 2021-22

National Institutional Ranking Framework
 Ministry of Education
 Government of India
 Welcome to Data Capturing System: OVERALL

Submitted Institute Data for NIRF'2023'

Institute Name: Indira Mahavidyalaya [IR-O-I-1111]

Sanctioned (Approved) Intake

Academic Year	2021-22	2020-21	2019-20	2018-19	2017-18	2016-17
UG [3 Years Program(s)]	700	700	700	-	-	-
PG [2 Year Program(s)]	160	160	-	-	-	-

Total Actual Student Strength (Program(s) Offered by Your Institution)

(All programs of all years)	No. of Male Students	No. of Female Students	Total Students	Within State (Including male & female)	Outside State (Including male & female)	Outside Country (Including male & female)	Economically Backward (Including male & female)	Socially Challenged (SC+ST+OBC Including male & female)	No. of students receiving full tuition fee reimbursement from the State and Central Government	No. of students receiving full tuition fee reimbursement from Institution Funds	No. of students receiving full tuition fee reimbursement from the Private Bodies	No. of students who are not receiving full tuition fee reimbursement
UG [3 Years Program(s)]	453	405	858	858	0	0	45	751	796	0	0	0
PG [2 Year Program(s)]	125	156	281	281	0	0	20	245	265	0	0	0

Placement & Higher Studies

UG [3 Years Program(s)]: Placement & higher studies for previous 3 years

Academic Year	No. of first year students intake in the year	No. of first year students admitted in the year	Academic Year	No. of students admitted through Lateral entry	Academic Year	No. of students graduating in minimum stipulated time	No. of students placed	Median salary of placed graduates(Amount in Rs.)	No. of students selected for Higher Studies
2017-18	700	604	2018-19	0	2019-20	161	13	50000(Fifty Thousand)	97
2018-19	700	700	2019-20	0	2020-21	198	13	50000(Fifty Thousand)	121
2019-20	700	484	2020-21	0	2021-22	155	9	50000(Fifty Thousand)	130

PG [2 Years Program(s)]: Placement & higher studies for previous 3 years

Academic Year	No. of first year students intake in the year	No. of first year students admitted in the year	Academic Year	No. of students graduating in minimum stipulated time	No. of students placed	Median salary of placed graduates(Amount in Rs.)	No. of students selected for Higher Studies
2018-19	160	160	2019-20	112	0	0(Zero)	0
2019-20	160	160	2020-21	138	0	0(Zero)	0
2020-21	160	160	2021-22	128	0	0(Zero)	0

Ph.D Student Details

Ph.D (Student pursuing doctoral program till 2021-22 Students admitted in the academic year 2022-23 should not be entered here.)			
		Total Students	
Full Time		2	
Part Time		0	
No. of Ph.D students graduated (Including Integrated Ph.D)			
	2021-22	2020-21	2019-20
Full Time	0	0	0
Part Time	0	0	0
PG (Student pursuing MD/MS/DNB program till 2021-22 Students admitted in the academic year 2022 - 23 should not be entered here)			
Number of students pursuing PG (MD/MS/DNB) program			0
No. of students Graduating in PG (MD/MS/DNB) program			
2021-22	2020-21	2019-20	
0	0	0	

Online Education

1. Does all programs/courses were completed on time.		Yes	
2. Measures taken to complete the syllabus of courses and programs.		All the courses were completed using classical teaching methods and current AV methods and in Some unavoidable situations syllabus was completed using online sessions through zoom, google meet etc.	
3. The period of delay in completion of syllabus (in months).		0	
4. The period of delay in conducting exams (in months).		0	
Portal Name	No. of students offered online courses which have credit transferred to transcript	Total no. of online courses which have credit transferred to the transcript	Total no. of credits transferred to transcript
Swayam	0	0	0
0	0	0	0
5. No. of courses developed and available online on Swayam platform by your institution faculty		0	

Financial Resources: Utilised Amount for the Capital expenditure for previous 3 years

Academic Year	2021-22	2020-21	2019-20
	Utilised Amount	Utilised Amount	Utilised Amount
Annual Capital Expenditure on Academic Activities and Resources (excluding expenditure on buildings)			
Library	168483 (One Lakh Sixty Eight Thousand Four Hundred Eighty Threem)	153668 (One Lakh Fifty Three Thousand Six Hundred Sixty Eightem)	294627 (Two Lakh Sixty Four Thousand Six Hundred Twenty Sevenem)
New Equipment for Laboratories	274170 (Two Lakh Seventy Four Thousand One Hundred Seventyventem)	522089 (Five Lakh Twenty Two Thousand Eighty Nine)	629514 (Six Lakh Twenty Nine Thousand Five Hundred Fourteenem)
Engineering Workshops	0 (zero)	0 (zero)	0 (zero)
Other expenditure on creation of Capital Assets (excluding expenditure on Land and Building)	99525 (Ninety Nine Thousand Five Hundred Twenty Five)	70000 (Seventy Thousand)	56500 (Fifty Six Thousand Five Hundred)

Financial Resources: Utilised Amount for the Operational expenditure for previous 3 years

Academic Year	2021-22	2020-21	2019-20
	Utilised Amount	Utilised Amount	Utilised Amount
Annual Operational Expenditure			
Salaries (Teaching and Non Teaching staff)	43307894 (Four Crore Thirty Three Lakh Seven Thousand Eight Hundred Ninety Four)	42601790 (Four Crore Twenty Six Lakh One Thousand Seven Hundred Ninety)	40826394 (Four Crore Eight Lakh Twenty Six Thousand Three Hundred Ninety Four)
Maintenance of Academic Infrastructure or consumables and other running expenditures(excluding maintenance of hostels and allied services,rent of the building, depreciation cost, etc)	1076681 (Ten Lakh Seventy Six Thousand Six Hundred Eighty Oned Ninety)	925056 (Nine Lakh Twenty Five Thousand Fifty Six Five)	943858 (Nine Lakh Forty Three Thousand Eight Hundred Fifty Eighty)
Seminars/Conferences/Workshops	0 (zero)	0 (zero)	14318 (Fourteen Thousand Three Hundred Eighteen Five)

IPR

Calendar year	2021	2020	2019
No. of Patents Published	0	0	0
No. of Patents Granted	0	0	0

Sponsored Research Details

Financial Year	2021-22	2020-21	2019-20
Total no. of Sponsored Projects	0	0	0
Total no. of Funding Agencies	0	0	0
Total Amount Received (Amount in Rupees)	0	0	0
Amount Received in Words	Zero	Zero	Zero

Consultancy Project Details

Financial Year	2021-22	2020-21	2019-20
Total no. of Consultancy Projects	0	0	0
Total no. of Client Organizations	0	0	0
Total Amount Received (Amount in Rupees)	0	0	0
Amount Received in Words	Zero	Zero	Zero

NIRF Report College 2021-22

National Institutional Ranking Framework
 Ministry of Education
 Government of India
 Welcome to Data Capturing System: COLLEGE

Submitted Institute Data for NIRF'2022'

Institute Name: Indira Mahavidyalaya [IR-C-I-1111]

Sanctioned (Approved) Intake

Academic Year	2020-21	2019-20	2018-19	2017-18	2016-17	2015-16
UG [3 Years Program(s)]	1000	700	700	-	-	-
PG [2 Year Program(s)]	160	160	-	-	-	-

Total Actual Student Strength (Program(s) Offered by Your Institution)

(All programs of all years)	No. of Male Students	No. of Female Students	Total Students	Within State (Including male & female)	Outside State (Including male & female)	Outside Country (Including male & female)	Economically Backward (Including male & female)	Socially Challenged (SC+ST+OBC Including male & female)	No. of students receiving full tuition fee reimbursement from the State and Central Government	No. of students receiving full tuition fee reimbursement from Institution Funds	No. of students receiving full tuition fee reimbursement from the Private Bodies	No. of students who are not receiving full tuition fee reimbursement
UG [3 Years Program(s)]	492	453	945	945	0	0	58	677	677	0	0	58
PG [2 Year Program(s)]	161	178	339	339	0	0	21	268	268	0	0	21

Placement & Higher Studies

UG [3 Years Program(s)]: Placement & higher studies for previous 3 years

Academic Year	No. of first year students intake in the year	No. of first year students admitted in the year	Academic Year	No. of students graduating in minimum stipulated time	No. of students placed	Median salary of placed graduates(Amount in Rs.)	No. of students selected for Higher Studies
2016-17	685	685	2018-19	123	19	50000(Twenty Thousand Rupees Only)	99
2017-18	700	604	2019-20	161	13	50000(Twenty Thousand Rupees Only)	97
2018-19	700	700	2020-21	198	13	50000(Twenty Thousand Rupees Only)	121

PG [2 Years Program(s)]: Placement & higher studies for previous 3 years

Academic Year	No. of first year students intake in the year	No. of first year students admitted in the year	Academic Year	No. of students graduating in minimum stipulated time	No. of students placed	Median salary of placed graduates(Amount in Rs.)	No. of students selected for Higher Studies
2017-18	160	139	2018-19	27	0	0(Zero)	0
2018-19	160	160	2019-20	112	0	0(Zero)	0

2019-20	160	160	2020-21	138	0	0(Zero)	0
---------	-----	-----	---------	-----	---	---------	---

Financial Resources: Utilised Amount for the Capital expenditure for previous 3 years

Academic Year	2020-21	2019-20	2018-19
	Utilised Amount	Utilised Amount	Utilised Amount
Annual Capital Expenditure on Academic Activities and Resources (excluding expenditure on buildings)			
Library	153668 (One Lakh Fifty Three Thousand Six Hundred Sixty Eight)	294627 (Two Lakh Ninety Four Thousand Six Hundred Twenty Seven)	208473 (Two Lakh Eight Thousand Four Hundred Seventy Three)
New Equipment for Laboratories	522089 (Five Lakh Twenty Two Thousand Eighty Nine)	629514 (Six Lakh Twenty Nine Thousand Five Hundred Fourteen)	627301 (Six Lakh Twenty Seven Thousand Three Hundred One)
Other expenditure on creation of Capital Assets (excluding expenditure on Land and Building)	70000 (Seventy Thousand)	56500 (Fifty Six Thousand Five Hundred)	78526 (Seventy Eight Thousand Five Hundred Twenty Six)

Financial Resources: Utilised Amount for the Operational expenditure for previous 3 years

Academic Year	2020-21	2019-20	2018-19
	Utilised Amount	Utilised Amount	Utilised Amount
Annual Operational Expenditure			
Salaries (Teaching and Non Teaching staff)	42601790 (Four Crore Twenty Six Lakh One Thousand Seven Hundred Ninety)	40826394 (Four Crore Eight Lakh Twenty Six Thousand Three Hundred Ninety Four)	36211031 (Three Crore Sixty Two Lakh Eleven Thousand Thirty One)
Maintenance of Academic Infrastructure or consumables and other running expenditures(excluding maintenance of hostels and allied services,rent of the building, depreciation cost, etc)	925056 (Nine Lakh Twenty Five Thousand Fifty Six)	943858 (Nine Lakh Forty Three Thousand Eight Hundred Fifty Eight)	284308 (Two Lakh Eighty Four Thousand Three Hundred Eight)
Seminars/Conferences/Workshops	0 (Zero)	14318 (Fourteen Thousand Three Hundred Eighteen)	0 (Zero)

PCS Facilities: Facilities of physically challenged students

1. Do your institution buildings have Lifts/Ramps?	Yes, more than 40% of the buildings
2. Do your institution have provision for walking aids, including wheelchairs and transportation from one building to another for handicapped students?	No
3. Do your institution buildings have specially designed toilets for handicapped students?	Yes, more than 40% of the buildings

Faculty Details

Srno	Name	Age	Designation	Gender	Qualification	Experience (In Months)	Currently working with institution?	Joining Date	Leaving Date	Association type
1	Dr Pavan Bhau Mandavkar	50	Dean / Principal / Director / Vice Chancellor	Male	Ph.D	288	Yes	04-10-1997	—	Regular
2	AJAY VILASRAO TAGALPALLEWAR	45	Assistant Professor	Male	SLET	204	Yes	16-08-2004	—	Regular
3	DIPAK DEVIDAS GHODEKAR	38	Assistant Professor	Male	SLET	49	Yes	07-04-2015	—	Regular
4	Chetana Ugale	36	Assistant Professor	Female	Ph.D	48	Yes	03-01-2017	—	Regular
5	Prof R M Wath	58	Associate Professor	Female	M. Phil	74	Yes	15-12-1986	—	Regular

6	Prof M P Rakhunde	55	Associate Professor	Female	M. Phil	61	Yes	16-12-1999	–	Regular
7	DR VEERA PAVAN MANDAVKAR	44	Assistant Professor	Female	Ph.D	78	Yes	06-04-2015	–	Regular
8	DINESH RAMKRUSHNA JARONDE	39	Assistant Professor	Male	NET	57	Yes	10-12-2007	–	Regular
9	KISHOR PUNAJI SURADKAR	32	Assistant Professor	Male	Ph.D	49	Yes	11-04-2015	–	Regular
10	Prof S Y Lakhadive	54	Associate Professor	Female	M.A	56	Yes	16-12-1998	–	Regular
11	DR GANPAT PANDURANG URKUNDE	60	Associate Professor	Male	Ph.D	70	Yes	01-10-1988	–	Regular
12	PRASHANT SANTOSHRAO JAWADE	40	Assistant Professor	Male	NET	57	Yes	25-01-2006	–	Regular
13	PANDURANG BHAUSAHEB INGLE	36	Assistant Professor	Male	SLET	49	Yes	08-04-2015	–	Regular
14	Shital Shankarrao Raut	37	Other	Female	NET	50	Yes	22-09-2017	–	Regular
15	Prof R T Ade	53	Associate Professor	Male	Ph.D	71	Yes	15-09-1992	–	Regular
16	Dr D M Chavhan	36	Assistant Professor	Male	Ph.D	49	Yes	16-07-2015	–	Regular
17	DR KAILASH RAMBHAU NEMADE	32	Assistant Professor	Male	Ph.D	89	Yes	23-04-2015	–	Regular
18	SNEHAL R KHANDEKAR	32	Assistant Professor	Female	NET	49	Yes	09-04-2015	–	Regular
19	Dr Ved Ramesh Patki	31	Assistant Professor	Male	Ph.D	48	Yes	02-01-2017	–	Regular
20	Prof N V Narule	52	Assistant Professor	Male	M.A	61	Yes	16-12-1998	–	Regular

NIRF Report Overall 2020-21

National Institutional Ranking Framework
 Ministry of Education
 Government of India
 Welcome to Data Capturing System: OVERALL

Submitted Institute Data for NIRF'2022'

Institute Name: Indira Mahavidyalaya [IR-O-I-1111]

Sanctioned (Approved) Intake

Academic Year	2020-21	2019-20	2018-19	2017-18	2016-17	2015-16
UG [3 Years Program(s)]	1000	700	700	-	-	-
PG [2 Year Program(s)]	160	160	-	-	-	-

Total Actual Student Strength (Program(s) Offered by Your Institution)

(All programs of all years)	No. of Male Students	No. of Female Students	Total Students	Within State (Including male & female)	Outside State (Including male & female)	Outside Country (Including male & female)	Economically Backward (Including male & female)	Socially Challenged (SC+ST+OBC Including male & female)	No. of students receiving full tuition fee reimbursement from the State and Central Government	No. of students receiving full tuition fee reimbursement from Institution Funds	No. of students receiving full tuition fee reimbursement from the Private Bodies	No. of students who are not receiving full tuition fee reimbursement
UG [3 Years Program(s)]	492	453	945	945	0	0	58	677	677	0	0	58
PG [2 Year Program(s)]	161	178	339	339	0	0	21	268	268	0	0	21

Placement & Higher Studies

UG [3 Years Program(s)]: Placement & higher studies for previous 3 years

Academic Year	No. of first year students intake in the year	No. of first year students admitted in the year	Academic Year	No. of students admitted through Lateral entry	Academic Year	No. of students graduating in minimum stipulated time	No. of students placed	Median salary of placed graduates(Amount in Rs.)	No. of students selected for Higher Studies
2016-17	685	685	2017-18	0	2018-19	123	19	50000(Fifty Thousand Only)	99
2017-18	700	604	2018-19	0	2019-20	161	13	50000(Fifty Thousand Only)	97
2018-19	700	700	2019-20	0	2020-21	198	13	50000(Fifty Thousand Only)	121

PG [2 Years Program(s)]: Placement & higher studies for previous 3 years

Academic Year	No. of first year students intake in the year	No. of first year students admitted in the year	Academic Year	No. of students graduating in minimum stipulated time	No. of students placed	Median salary of placed graduates(Amount in Rs.)	No. of students selected for Higher Studies
2017-18	160	139	2018-19	27	0	0(Zero)	0
2018-19	160	160	2019-20	112	0	0(Zero)	0
2019-20	160	160	2020-21	138	0	0(Zero)	0

Ph.D Student Details

Ph.D (Student pursuing doctoral program till 2020-21 Students admitted in the academic year 2020-21 should not be entered here.)			
	Total Students		
Full Time	0		
Part Time	3		
No. of Ph.D students graduated (including Integrated Ph.D)			
	2020-21	2019-20	2018-19
Full Time	0	0	0
Part Time	0	0	0
PG (Student pursuing MD/MS/DNB program till 2020-21 Students admitted in the academic year 2021 - 22 should not be entered here)			
Number of students pursuing PG (MD/MS/DNB) program			0
No. of students Graduating in PG (MD/MS/DNB) program			
	2020-21	2019-20	2018-19
0	0	0	0

Online Education

1. Does all programs/courses were completed on time.	Yes		
2. Measures taken to complete the syllabus of courses and programs.	The academic schedule is prepared as per the academic plan by each department to make sure effective implementation. The faculty analyses the needs of the students before the beginning of every semester and plan chalk-out for effective delivery of the curriculum. This effective delivery of the curriculum comprises a wide variety of academic activities, work culture, supervision and revision through the meetings with the principal, faculty and student committee meetings. The syllabus is dictated in the classroom and also made available on the website of college. Workload statement is prepared by the department at the beginning of every semester and distribution of workload is allotted among faculties. Taking this as a base, the time table is prepared. All departments prepare teaching plan in advance to check the feasibility of delivering the allotted curriculum by calculating the number of lectures/practical available in a semester/session. Periodic meetings conducted by the Principal to review the action plan.		
3. The period of delay in completion of syllabus (in months).	0		
4. The period of delay in conducting exams (in months).	0		
Portal Name	No. of students offered online courses which have credit transferred to transcript	Total no. of online courses which have credit transferred to the transcript	Total no. of credits transferred to transcript
Swayam	0	0	0
5. No. of courses developed and available online on Swayam platform by your institution faculty	0		

Financial Resources: Utilised Amount for the Capital expenditure for previous 3 years

Academic Year	2020-21	2019-20	2018-19
	Utilised Amount	Utilised Amount	Utilised Amount
Annual Capital Expenditure on Academic Activities and Resources (excluding expenditure on buildings)			
Library	153668 (One Lakh Fifty Three Thousand Six Hundred Sixty Eight)	294627 (Two Lakh Ninety Four Thousand Six Hundred Twenty Seven)	208473 (Two Lakh Eight Thousand Four Hundred Seventy Three)

New Equipment for Laboratories	522089 (Five Lakh Twenty Two Thousand Eighty Nine)	629514 (Six Lakh Twenty Nine Thousand Five Hundred Fourteen)	627301 (Six Lakh Twenty Seven Thousand Three Hundred One)
Engineering Workshops	0 (Zero)	0 (Zero)	0 (Zero)
Other expenditure on creation of Capital Assets (excluding expenditure on Land and Building)	70000 (Seventy Thousand)	56500 (Fifty Six Thousand Five Hundred)	78526 (Seventy Eight Thousand Five Hundred Twenty Six)

Financial Resources: Utilised Amount for the Operational expenditure for previous 3 years

Academic Year	2020-21	2019-20	2018-19
	Utilised Amount	Utilised Amount	Utilised Amount
Annual Operational Expenditure			
Salaries (Teaching and Non Teaching staff)	42601790 (Four Crore Twenty Six Lakh One Thousand Seven Hundred Ninety)	40826394 (Four Crore Eight Lakh Twenty Six Thousand Three Hundred Ninety Four)	36211031 (Three Crore Sixty Two Lakh Eleven Thousand Thirty One)
Maintenance of Academic Infrastructure or consumables and other running expenditures (excluding maintenance of hostels and allied services, rent of the building, depreciation cost, etc)	925056 (Nine Lakh Twenty Five Thousand Fifty Six)	943858 (Nine Lakh Forty Three Thousand Eight Hundred Fifty Eight)	284308 (Two Lakh Eighty Four Thousand Three Hundred Eight)
Seminars/Conferences/Workshops	0 (Zero)	14318 (Fourteen Thousand Three Hundred Eighteen)	0 (Zero)

IPR

Calendar year	2020	2019	2018
No. of Patents Published	0	0	0
No. of Patents Granted	0	0	0

Sponsored Research Details

Financial Year	2020-21	2019-20	2018-19
Total no. of Sponsored Projects	0	0	0
Total no. of Funding Agencies	0	0	0
Total Amount Received (Amount in Rupees)	0	0	0
Amount Received in Words	Zero	Zero	Zero

Consultancy Project Details

Financial Year	2020-21	2019-20	2018-19
Total no. of Consultancy Projects	0	0	0
Total no. of Client Organizations	0	0	0
Total Amount Received (Amount in Rupees)	0	0	0
Amount Received in Words	Zero	Zero	Zero

Executive Development Program/Management Development Programs

Financial Year	2020-21	2019-20	2018-19
----------------	---------	---------	---------

Total no. of Executive Development Programs/ Management Development Programs	0	0	0
Total no. of Participants	0	0	0
Total Annual Earnings (Amount in Rupees)(Excluding Lodging & Boarding Charges)	0	0	0
Total Annual Earnings in Words	Zero	Zero	Zero

PCS Facilities: Facilities of physically challenged students

1. Do your institution buildings have Lifts/Ramps?	Yes, more than 40% of the buildings
2. Do your institution have provision for walking aids, including wheelchairs and transportation from one building to another for handicapped students?	No
3. Do your institution buildings have specially designed toilets for handicapped students?	Yes, more than 40% of the buildings

Accreditation

NBA Accreditation

1.Does your institute have a valid NBA Accreditation?	NO
---	----

NAAC Accreditation

1. Does your institute have a valid NAAC Accreditation?	YES		
	Valid from	Valid upto	CGPA
	01-03-2019	31-03-2024	2.65

Faculty Details

Srno	Name	Age	Designation	Gender	Qualification	Experience (In Months)	Currently working with institution?	Joining Date	Leaving Date	Association type
1	AJAY VILASRAO TAGALPALLEWAR	45	Assistant Professor	Male	SLET	204	Yes	16-08-2004	--	Regular
2	Chetana Ugale	36	Assistant Professor	Female	Ph.D	48	Yes	03-01-2017	--	Regular
3	DINESH RAMKRUSHNA JARONDE	39	Assistant Professor	Male	NET	57	Yes	10-12-2007	--	Regular
4	DIPAK DEVIDAS GHODEKAR	38	Assistant Professor	Male	SLET	49	Yes	07-04-2015	--	Regular
5	Dr D M Chavhan	36	Assistant Professor	Male	Ph.D	49	Yes	16-07-2015	--	Regular
6	DR GANPAT PANDURANG URKUNDE	60	Associate Professor	Male	Ph.D	70	Yes	01-10-1988	--	Regular
7	DR KAILASH RAMBHAU NEMADE	32	Assistant Professor	Male	Ph.D	89	Yes	23-04-2015	--	Regular
8	Dr Pavan Bhau Mandavkar	50	Dean / Principal / Director / Vice Chancellor	Male	Ph.D	288	Yes	04-10-1997	--	Regular

9	Dr Ved Ramesh Patki	31	Assistant Professor	Male	Ph. D	48	Yes	02-01-2017	–	Regular
10	DR VEERA PAVAN MANDAVKAR	44	Assistant Professor	Female	Ph. D	78	Yes	06-04-2015	–	Regular
11	KISHOR PUNJAJI SURADKAR	32	Assistant Professor	Male	Ph. D	49	Yes	11-04-2015	--	Regular
12	PANDURANG BHAUSAHEB INGLE	36	Assistant Professor	Male	SLET	49	Yes	08-04-2015	–	Regular
13	PRASHANT SANTOSHRAO JAWADE	40	Assistant Professor	Male	NET	57	Yes	25-01-2006	–	Regular
14	Prof M P Rakhunde	55	Associate Professor	Female	M. Phil	61	Yes	16-12-1999	–	Regular
15	Prof N V Narule	52	Assistant Professor	Male	M.A	61	Yes	16-12-1998	–	Regular
16	Prof R M Wath	58	Associate Professor	Female	M. Phil	74	Yes	15-12-1986	–	Regular
17	Prof R T Ade	53	Associate Professor	Male	Ph. D	71	Yes	15-09-1992	--	Regular
18	Prof S Y Lakhadive	54	Associate Professor	Female	M.A	56	Yes	16-12-1998	--	Regular
19	Shital Shankarrao Raut	37	Other	Female	NET	50	Yes	22-09-2017	–	Regular
20	SNEHAL R KHANDEKAR	32	Assistant Professor	Female	NET	49	Yes	09-04-2015	--	Regular

NIRF Report College 2020-21

National Institutional Ranking Framework
 Ministry of Education
 Government of India
 Welcome to Data Capturing System: COLLEGE

Submitted Institute Data for NIRF'2021'

Institute Name: Indira Mahavidyalaya [IR-C-I-1111]

Sanctioned (Approved) Intake

Academic Year	2019-20	2018-19	2017-18	2016-17	2015-16	2014-15
UG [3 Years Program(s)]	700	700	700	-	-	-
PG [2 Year Program(s)]	160	160	-	-	-	-

Total Actual Student Strength (Program(s) Offered by Your Institution)

(All programs of all years)	No. of Male Students	No. of Female Students	Total Students	Within State (Including male & female)	Outside State (Including male & female)	Outside Country (Including male & female)	Economically Backward (Including male & female)	Socially Challenged (SC+ST+OBC Including male & female)	No. of students receiving full tuition fee reimbursement from the State and Central Government	No. of students receiving full tuition fee reimbursement from Institution Funds	No. of students receiving full tuition fee reimbursement from the Private Bodies	No. of students who are not receiving full tuition fee reimbursement
UG [3 Years Program(s)]	510	496	1006	1006	0	0	127	787	878	20	0	16
PG [2 Year Program(s)]	93	151	244	244	0	0	22	196	198	0	0	20

Placement & Higher Studies

UG [3 Years Program(s)]: Placement & higher studies for previous 3 years

Academic Year	No. of first year students intake in the year	No. of first year students admitted in the year	Academic Year	No. of students graduating in minimum stipulated time	No. of students placed	Median salary of placed graduates(Amount in Rs.)	No. of students selected for Higher Studies
2015-16	660	604	2017-18	78	14	50000(Fifty Thousand)	7
2016-17	685	685	2018-19	123	12	50000(Fifty Thousand)	63
2017-18	700	604	2019-20	478	3	50000(Fifty Thousand)	128

PG [2 Years Program(s)]: Placement & higher studies for previous 3 years

Academic Year	No. of first year students intake in the year	No. of first year students admitted in the year	Academic Year	No. of students graduating in minimum stipulated time	No. of students placed	Median salary of placed graduates(Amount in Rs.)	No. of students selected for Higher Studies
2016-17	160	160	2017-18	23	0	0(Zero)	0
2017-18	160	139	2018-19	27	0	0(Zero)	0
2018-19	160	160	2019-20	112	0	0(Zero)	0

Financial Resources: Utilised Amount for the Capital expenditure for previous 3 years

Academic Year	2019-20	2018-19	2017-18
	Utilised Amount	Utilised Amount	Utilised Amount
Annual Capital Expenditure on Academic Activities and Resources (excluding expenditure on buildings)			
Library	294627 (Two Lakh Ninety Four Thousand Six Hundred Twenty Seven)	208473 (Two Lakh Eight Thousand Four Hundred Seventy Three)	272668 (Two Lakh Seventy Two Thousand Six Hundred Sixty Eight)
New Equipment for Laboratories	629514 (Six Lakh Twenty Nine Thousand Five Hundred Fourteen)	627301 (Six Lakh Twenty Seven Thousand Three Hundred One)	956461 (Nine Lakh Fifty Six Thousand Four Hundred Sixty One)
Other expenditure on creation of Capital Assets (excluding expenditure on Land and Building)	56500 (Fifty Six Thousand Five Hundred)	78526 (Seventy Eight Thousand Five Hundred Twenty Six)	51632 (Fifty One Thousand Six Hundred Thirty Two)

Financial Resources: Utilised Amount for the Operational expenditure for previous 3 years

Academic Year	2019-20	2018-19	2017-18
	Utilised Amount	Utilised Amount	Utilised Amount
Annual Operational Expenditure			
Salaries (Teaching and Non Teaching staff)	40826394 (Four Crore Eight Lakh Twenty Six Thousand Three Hundred Ninety Four)	36211031 (Three Crore Sixty Two Lakh Eleven Thousand Thirty One)	35033361 (Three Crore Fifty Lakh Thirty Three Thousand Three Hundred Sixty One)
Maintenance of Academic Infrastructure or consumables and other running expenditures(excluding maintenance of hostels and allied services,rent of the building, depreciation cost, etc)	943858 (Nine Lakh Forty Three Thousand Eight Hundred Fifty Eight)	284308 (Two Lakh Eighty Four Thousand Three Hundred Eight)	111827 (One Lakh Eleven Thousand Eight Hundred Twenty Seven)
Seminars/Conferences/Workshops	14318 (Fourteen Thousand Three Hundred Eighteen)	0 (Zero)	15910 (Fifteen Thousand Nine Hundred Ten)

PCS Facilities: Facilities of physically challenged students

1. Do your institution buildings have Lifts/Ramps?	Yes, more than 40% of the buildings
2. Do your institution have provision for walking aids, including wheelchairs and transportation from one building to another for handicapped students?	No
3. Do your institution buildings have specially designed toilets for handicapped students?	Yes, more than 40% of the buildings

Faculty Details

Sno	Name	Age	Designation	Gender	Qualification	Experience (In Months)	Is Associated Last Year	Currently working with institution?	Joining Date	Leaving Date	Association type
1	Dr Pavan Bhau Mandavkar	49	Dean / Principal / Director / Vice Chancellor	Male	Ph.D	276	Yes	Yes	04-10-1997	–	Regular
2	AJAY VILASRAO TAGALPALLEWAR	44	Assistant Professor	Male	SLET	192	Yes	Yes	16-08-2004	–	Regular
3	DIPAK DEVIDAS GHODEKAR	37	Assistant Professor	Male	SLET	37	Yes	Yes	07-04-2015	–	Regular
4	Chetana Ugale	35	Assistant Professor	Female	Ph.D	36	Yes	Yes	03-01-2017	–	Regular
5	Prof R M Wath	57	Associate Professor	Female	M. Phil	62	Yes	Yes	15-12-1986	–	Regular
6	Prof M P Rakhunde	54	Associate Professor	Female	M. Phil	49	Yes	Yes	16-12-1999	–	Regular

7	DR VEERA PAVAN MANDAVKAR	43	Assistant Professor	Female	Ph.D	66	Yes	Yes	06-04-2015	–	Regular
8	DINESH RAMKRUSHNA JARONDE	38	Assistant Professor	Male	NET	45	Yes	Yes	10-12-2007	–	Regular
9	KISHOR PUNJAJI SURADKAR	31	Assistant Professor	Male	Ph.D	37	Yes	Yes	11-04-2015	–	Regular
10	Prof N R Thawale	60	Associate Professor	Male	M.A	65	Yes	Yes	20-02-1986	–	Regular
11	Prof S Y Lakhadive	53	Associate Professor	Female	M.A	44	Yes	Yes	16-12-1998	–	Regular
12	DR GANPAT PANDURANG URKUNDE	59	Associate Professor	Male	Ph.D	58	Yes	Yes	01-10-1988	–	Regular
13	PRASHANT SANTOSHRAO JAWADE	39	Assistant Professor	Male	NET	45	Yes	Yes	25-01-2006	–	Regular
14	PANDURANG BHAUSAHEB INGLE	35	Assistant Professor	Male	SLET	37	Yes	Yes	08-04-2015	–	Regular
15	Shital Shankarrao Raut	36	Other	Female	NET	38	Yes	Yes	22-09-2017	–	Regular
16	Prof R T Ade	52	Associate Professor	Male	Ph.D	59	Yes	Yes	15-09-1992	–	Regular
17	Dr D M Chavhan	35	Assistant Professor	Male	Ph.D	37	Yes	Yes	16-07-2015	–	Regular
18	DR KAILASH RAMBHAU NEMADE	31	Assistant Professor	Male	Ph.D	77	Yes	Yes	23-04-2015	–	Regular
19	SNEHAL R KHANDEKAR	31	Assistant Professor	Female	NET	37	Yes	Yes	09-04-2015	–	Regular
20	Dr Ved Ramesh Patki	30	Assistant Professor	Male	Ph.D	36	Yes	Yes	02-01-2017	–	Regular
21	Prof D S Patil	60	Associate Professor	Male	M.A	60	Yes	Yes	15-12-1986	–	Regular
22	Prof N V Narule	51	Assistant Professor	Male	M.A	49	Yes	Yes	16-12-1998	–	Regular

NIRF Report Overall 2019-20

National Institutional Ranking Framework
Ministry of Education
Government of India
Welcome to Data Capturing System: OVERALL

Submitted Institute Data for NIRF'2021'

Institute Name: Indira Mahavidyalaya [IR-O-I-1111]

Sanctioned (Approved) Intake

Academic Year	2019-20	2018-19	2017-18	2016-17	2015-16	2014-15
UG [3 Years Program(s)]	700	700	700	-	-	-
PG [2 Year Program(s)]	160	160	-	-	-	-

Total Actual Student Strength (Program(s) Offered by Your Institution)

(All programs of all years)	No. of Male Students	No. of Female Students	Total Students	Within State (Including male & female)	Outside State (Including male & female)	Outside Country (Including male & female)	Economically Backward (Including male & female)	Socially Challenged (SC+ST+OBC Including male & female)	No. of students receiving full tuition fee reimbursement from the State and Central Government	No. of students receiving full tuition fee reimbursement from Institution Funds	No. of students receiving full tuition fee reimbursement from the Private Bodies	No. of students who are not receiving full tuition fee reimbursement
UG [3 Years Program(s)]	510	496	1006	1006	0	0	127	787	878	20	0	16
PG [2 Year Program(s)]	93	151	244	244	0	0	22	196	198	0	0	20

Placement & Higher Studies

UG [3 Years Program(s)]: Placement & higher studies for previous 3 years

Academic Year	No. of first year students intake in the year	No. of first year students admitted in the year	Academic Year	No. of students admitted through Lateral entry	Academic Year	No. of students graduating in minimum stipulated time	No. of students placed	Median salary of placed graduates(Amount in Rs.)	No. of students selected for Higher Studies
2015-16	660	604	2016-17	0	2017-18	78	14	50000(Fifty Thousand)	7
2016-17	685	685	2017-18	0	2018-19	123	12	50000(Fifty Thousand)	63
2017-18	700	604	2018-19	0	2019-20	478	3	50000(Fifty Thousand)	128

PG [2 Years Program(s)]: Placement & higher studies for previous 3 years

Academic Year	No. of first year students intake in the year	No. of first year students admitted in the year	Academic Year	No. of students graduating in minimum stipulated time	No. of students placed	Median salary of placed graduates(Amount in Rs.)	No. of students selected for Higher Studies
2016-17	160	160	2017-18	23	0	0(Zero)	0
2017-18	160	139	2018-19	27	0	0(Zero)	0
2018-19	160	160	2019-20	112	0	0(Zero)	0

Ph.D Student Details

Ph.D (Student pursuing doctoral program till 2019-20 Students admitted in the academic year 2020-21 should not be entered here.)			
		Total Students	
Full Time		0	
Part Time		3	
No. of Ph.D students graduated (including Integrated Ph.D)			
	2019-20	2018-19	2017-18
Full Time	0	0	0
Part Time	3	0	0

Financial Resources: Utilised Amount for the Capital expenditure for previous 3 years

Academic Year	2019-20	2018-19	2017-18
	Utilised Amount	Utilised Amount	Utilised Amount
Annual Capital Expenditure on Academic Activities and Resources (excluding expenditure on buildings)			
Library	294627 (Two Lakh Ninety Four Thousand Six Hundred Twenty Seven)	208473 (Two Lakh Eight Thousand Four Hundred Seventy Three)	272688 (Two Lakh Seventy Two Thousand Six Hundred Sixty Eight)
New Equipment for Laboratories	629514 (Six Lakh Twenty Nine Thousand Five Hundred Fourteen)	627301 (Six Lakh Twenty Seven Thousand Three Hundred One)	956461 (Nine Lakh Fifty Six Thousand Four Hundred Sixty One)
Engineering Workshops	0 (Zero)	0 (Zero)	0 (Zero)
Other expenditure on creation of Capital Assets (excluding expenditure on Land and Building)	56500 (Fifty Six Thousand Five Hundred)	0 (Zero)	51632 (Fifty One Thousand Six Hundred Thirty Two)

Financial Resources: Utilised Amount for the Operational expenditure for previous 3 years

Academic Year	2019-20	2018-19	2017-18
	Utilised Amount	Utilised Amount	Utilised Amount
Annual Operational Expenditure			
Salaries (Teaching and Non Teaching staff)	40826394 (Four Crore Eight Lakh Twenty Six Thousand Three Hundred Ninety Four)	36211031 (Three Crore Sixty Two Lakh Eleven Thousand Thirty One)	35033361 (Three Crore Fifty Lakh Thirty Three Thousand Three Hundred Sixty One)
Maintenance of Academic Infrastructure or consumables and other running expenditures (excluding maintenance of hostels and allied services, rent of the building, depreciation cost, etc)	943858 (Nine Lakh Forty Three Thousand Eight Hundred Fifty Eight)	284308 (Two Lakh Eighty Four Thousand Three Hundred Eight)	111827 (One Lakh Eleven Thousand Eight Hundred Twenty Seven)
Seminars/Conferences/Workshops	14318 (Fourteen Thousand Three Hundred Eighteen)	0 (Zero)	15910 (Fifteen Thousand Nine Hundred Ten)

IPR

Calendar year	2019	2018	2017
No. of Patents Published	1	0	0
No. of Patents Granted	0	0	0

Sponsored Research Details

Financial Year	2019-20	2018-19	2017-18

Smo	Name	Age	Designation	Gender	Qualification	Experience (In Months)	Is Associated Last Year	Currently working with institution?	Joining Date	Leaving Date	Association type
1	AJAY VILASRAO TAGALPALLEWAR	44	Assistant Professor	Male	SLET	192	Yes	Yes	16-08-2004	--	Regular
2	Chetana Ugale	35	Assistant Professor	Female	Ph.D	36	Yes	Yes	03-01-2017	--	Regular
3	DINESH RAMKRUSHNA JARONDE	38	Assistant Professor	Male	NET	45	Yes	Yes	10-12-2007	--	Regular
4	DIPAK DEVIDAS GHODEKAR	37	Assistant Professor	Male	SLET	37	Yes	Yes	07-04-2015	--	Regular
5	Dr D M Chavhan	35	Assistant Professor	Male	Ph.D	37	Yes	Yes	16-07-2015	--	Regular
6	DR GANPAT PANDURANG URKUNDE	59	Associate Professor	Male	Ph.D	58	Yes	Yes	01-10-1988	--	Regular
7	DR KAILASH RAMBHAU NEMADE	31	Assistant Professor	Male	Ph.D	77	Yes	Yes	23-04-2015	--	Regular
8	Dr Pavan Bhau Mandavkar	49	Dean / Principal / Director / Vice Chancellor	Male	Ph.D	276	Yes	Yes	04-10-1997	--	Regular
9	Dr Ved Ramesh Patki	30	Assistant Professor	Male	Ph.D	36	Yes	Yes	02-01-2017	--	Regular
10	DR VEERA PAVAN MANDAVKAR	43	Assistant Professor	Female	Ph.D	66	Yes	Yes	06-04-2015	--	Regular
11	KISHOR PUNJAJI SURADKAR	31	Assistant Professor	Male	Ph.D	37	Yes	Yes	11-04-2015	--	Regular
12	PANDURANG BHAUSAHEB INGLE	35	Assistant Professor	Male	SLET	37	Yes	Yes	08-04-2015	--	Regular
13	PRASHANT SANTOSHRAO JAWADE	39	Assistant Professor	Male	NET	45	Yes	Yes	25-01-2006	--	Regular
14	Prof D S Patil	60	Associate Professor	Male	M.A	60	Yes	Yes	15-12-1986	--	Regular
15	Prof M P Rakhunde	54	Associate Professor	Female	M. Phil	49	Yes	Yes	16-12-1999	--	Regular
16	Prof N R Thawale	60	Associate Professor	Male	M.A	65	Yes	Yes	20-02-1986	--	Regular
17	Prof N V Narule	51	Assistant Professor	Male	M.A	49	Yes	Yes	16-12-1998	--	Regular
18	Prof R M Wath	57	Associate Professor	Female	M. Phil	62	Yes	Yes	15-12-1986	--	Regular
19	Prof R T Ade	52	Associate Professor	Male	Ph.D	59	Yes	Yes	15-09-1992	--	Regular
20	Prof S Y Lakhadive	53	Associate Professor	Female	M.A	44	Yes	Yes	16-12-1998	--	Regular

Total no. of Sponsored Projects	0	0	2
Total no. of Funding Agencies	0	0	1
Total Amount Received (Amount in Rupees)	0	0	390000
Amount Received in Words	Zero	Zero	Three lac ninety thousand only

Consultancy Project Details

Financial Year	2019-20	2018-19	2017-18
Total no. of Consultancy Projects	0	0	0
Total no. of Client Organizations	0	0	0
Total Amount Received (Amount in Rupees)	0	0	0
Amount Received in Words	Zero	Zero	Zero

Executive Development Program/Management Development Programs

Financial Year	2019-20	2018-19	2017-18
Total no. of Executive Development Programs/ Management Development Programs	0	0	0
Total no. of Participants	0	0	0
Total Annual Earnings (Amount in Rupees)(Excluding Lodging & Boarding Charges)	0	0	0
Total Annual Earnings in Words	Zero	Zero	Zero

PCS Facilities: Facilities of physically challenged students

1. Do your institution buildings have Lifts/Ramps?	Yes, more than 40% of the buildings
2. Do your institution have provision for walking aids, including wheelchairs and transportation from one building to another for handicapped students?	No
3. Do your institution buildings have specially designed toilets for handicapped students?	Yes, more than 40% of the buildings

Accreditation

NBA Accreditation

1 Does your institute have a valid NBA Accreditation?	NO
---	----

NAAC Accreditation

1. Does your institute have a valid NAAC Accreditation?	YES	
Valid from	Valid upto	CGPA
01-03-2019	31-03-2024	2.65

Faculty Details

21	Shital Shankarrao Raut	36	Other	Female	NET	38	Yes	Yes	22-09-2017	-	Regular
22	SNI LAL B KHANDEKAR	31	Assistant Professor	Female	NI I	37	Yes	Yes	09-04-2015		Regular

NIRF Report College 2019-20

National Institutional Ranking Framework
 Ministry of Human Resource Development
 Government of India
 Welcome to Data Capturing System: COLLEGE

Submitted Institute Data for NIRF'2020'

Institute Name: Indira Mahavidyalaya [IR-C-I-1111]

Sanctioned (Approved) Intake

Academic Year	2018-19	2017-18	2016-17	2015-16	2014-15	2013-14
UG [3 Years Program(s)]	660	660	660	-	-	-
PG [2 Year Program(s)]	160	160	-	-	-	-

Total Actual Student Strength (Program(s) Offered by Your Institution)

(All programs of all years)	No. of Male Students	No. of Female Students	Total Students	Within State (Including male & female)	Outside State (Including male & female)	Outside Country (Including male & female)	Economically Backward (Including male & female)	Socially Challenged (SC+ST+OBC Including male & female)	No. of students receiving full tuition fee reimbursement from the State and Central Government	No. of students receiving full tuition fee reimbursement from Institution Funds	No. of students receiving full tuition fee reimbursement from the Private Bodies	No. of students who are not receiving full tuition fee reimbursement
UG [3 Years Program(s)]	717	519	1236	1236	0	0	67	988	988	0	0	67
PG [2 Year Program(s)]	119	143	262	262	0	0	11	227	227	0	0	11

Placement & Higher Studies

UG [3 Years Program(s)]: Placement & higher studies for previous 3 years

Academic Year	No. of first year students intake in the year	No. of first year students admitted in the year	Academic Year	No. of students graduating in minimum stipulated time	No. of students placed	Median salary of placed graduates(Amount in Rs.)	No. of students selected for Higher Studies
2014-15	685	685	2016-17	64	0	0(Zero)	32
2015-16	1380	604	2017-18	32	0	0(Zero)	18
2016-17	660	660	2018-19	77	0	0(Zero)	38

PG [2 Years Program(s)]: Placement & higher studies for previous 3 years

Academic Year	No. of first year students intake in the year	No. of first year students admitted in the year	Academic Year	No. of students graduating in minimum stipulated time	No. of students placed	Median salary of placed graduates(Amount in Rs.)	No. of students selected for Higher Studies
2015-16	0	0	2016-17	0	0	0(Zero)	0
2016-17	160	160	2017-18	10	0	0(Zero)	0
2017-18	160	149	2018-19	13	0	0(Zero)	0

Financial Resources: Utilised Amount for the Capital expenditure for previous 3 years

Academic Year	2018-19	2017-18	2016-17
	Utilised Amount	Utilised Amount	Utilised Amount
Annual Capital Expenditure on Academic Activities and Resources (excluding expenditure on buildings)			
Library	208473 (Two Lakh Eight Thousand Four Hundred Seventy Three)	272668 (Two Lakh Seventy Two Thousand Six Hundred Sixty Eight)	241797 (Two Lakh Forty One Thousand Seven Hundred Ninety Seven)
New Equipment for Laboratories	627301 (Six Lakh Twenty Seven Thousand Three Hundred One)	956461 (Nine Lakh Fifty Six Thousand Four Hundred Sixty One)	610842 (Six Lakh Ten Thousand Eight Hundred Forty Two)
Other expenditure on creation of Capital Assets (excluding expenditure on Land and Building)	78526 (Seventy Eight Thousand Five Hundred Twenty Six)	51632 (Fifty One Thousand Six Hundred Thirty Two)	105250 (One Lakh Five Thousand Two Hundred Fifty)

Financial Resources: Utilised Amount for the Operational expenditure for previous 3 years

Academic Year	2018-19	2017-18	2016-17
	Utilised Amount	Utilised Amount	Utilised Amount
Annual Operational Expenditure			
Salaries (Teaching and Non Teaching staff)	36211031 (Three Crore Sixty Two Lakh Eleven Thousand Thirty One)	35033361 (Three Crore Fifty Lakh Thirty Three Thousand Three Hundred Sixty One)	32641660 (Three Crore Twenty Six Lakh Forty One Thousand Six Hundred Sixty)
Maintenance of Academic Infrastructure or consumables and other running expenditures(excluding maintenance of hostels and allied services,rent of the building, depreciation cost, etc)	284308 (Two Lakh Eighty Four Thousand Three Hundred Eight)	111827 (One Lakh Eleven Thousand Eight Hundred Twenty Seven)	67184 (Sixty Seven Thousand One Hundred Eighty Four)
Seminars/Conferences/Workshops	0 (Zero)	15910 (Fifteen Thousand Nine Hundred Ten)	89780 (Eighty Nine Thousand Seven Hundred Eighty)

PCS Facilities: Facilities of physically challenged students

1. Do your institution buildings have Lifts/Ramps?	Yes, more than 40% of the buildings
2. Do your institution have provision for walking aids, including wheelchairs and transportation from one building to another for handicapped students?	No
3. Do your institution buildings have specially designed toilets for handicapped students?	Yes, more than 40% of the buildings

Awards Details

1. How many faculty member of your institution have received highly reputed national/international awards/recognition from central government agencies in the previous academic year 2018-19	0
2. How many students of your institution have won international awards in the previous academic year 2018-19	0

Faculty Details

Smo	Name	Age	Designation	Gender	Qualification	Experience (In Months)	Is Associated Last Year	Currently working with institution?	Joining Date	Leaving Date	Association type
1	Dr Pavan Bhau Mandavkar	48	Dean / Principal / Director / Vice Chancellor	Male	Ph.D	264	Yes	Yes	04-10-1997	–	Regular
2	AJAY VILASRAO TAGALPALLEWAR	43	Assistant Professor	Male	SLET	180	Yes	Yes	16-08-2004	–	Regular
3	DIPAK DEVIDAS GHODEKAR	36	Assistant Professor	Male	SLET	25	Yes	Yes	07-04-2015	–	Regular

4	Chetana Ugale	34	Assistant Professor	Female	Ph.D	24	Yes	Yes	03-01-2017	–	Regular
5	Prof R M Wath	56	Associate Professor	Female	M. Phil	50	Yes	Yes	15-12-1986	–	Regular
6	Prof M P Rakhunde	53	Associate Professor	Female	M. Phil	37	Yes	Yes	16-12-1999	–	Regular
7	DR VEERA PAVAN MANDAVKAR	42	Assistant Professor	Female	Ph.D	54	Yes	Yes	06-04-2015	–	Regular
8	DINESH RAMKRUSHNA JARONDE	37	Assistant Professor	Male	NET	33	Yes	Yes	10-12-2007	–	Regular
9	KISHOR PUNJAJI SURADKAR	30	Assistant Professor	Male	Ph.D	25	Yes	Yes	11-04-2015	–	Regular
10	Prof N R Thawale	59	Associate Professor	Male	M.A	53	Yes	Yes	20-02-1986	–	Regular
11	Prof S Y Lakhadive	52	Associate Professor	Female	M.A	32	Yes	Yes	16-12-1998	–	Regular
12	DR GANPAT PANDURANG URKUNDE	58	Other	Male	Ph.D	46	Yes	Yes	01-10-1988	–	Regular
13	PRASHANT SANTOSHRAO JAWADE	38	Assistant Professor	Male	NET	33	Yes	Yes	25-01-2006	–	Regular
14	PANDURANG BHAUSAHEB INGLE	34	Assistant Professor	Male	SLET	25	Yes	Yes	08-04-2015	–	Regular
15	Shital Shankarrao Raut	35	Other	Female	NET	26	Yes	Yes	22-09-2017	–	Regular
16	Prof R T Ade	51	Associate Professor	Male	Ph.D	47	Yes	Yes	15-09-1992	–	Regular
17	Dr D M Chavhan	34	Assistant Professor	Male	Ph.D	25	Yes	Yes	16-07-2015	–	Regular
18	DR KAILASH RAMBHAU NEMADE	30	Assistant Professor	Male	Ph.D	65	Yes	Yes	23-04-2015	–	Regular
19	SNEHAL R KHANDEKAR	30	Assistant Professor	Female	NET	25	Yes	Yes	09-04-2015	–	Regular
20	Ved Ramesh Patki	29	Assistant Professor	Male	Ph.D	24	Yes	Yes	02-01-2017	–	Regular
21	Prof D S Patil	59	Associate Professor	Male	M.A	48	Yes	Yes	15-12-1986	–	Regular
22	Prof N V Narule	50	Assistant Professor	Male	M.A	37	Yes	Yes	16-12-1998	–	Regular

NIRF Report Overall 2018-19

National Institutional Ranking Framework
 Ministry of Human Resource Development
 Government of India
 Welcome to Data Capturing System: OVERALL

Submitted Institute Data for NIRF'2020'

Institute Name: Indira Mahavidyalaya [IR-O-I-1111]

Sanctioned (Approved) Intake

Academic Year	2018-19	2017-18	2016-17	2015-16	2014-15	2013-14
UG [3 Years Program(s)]	660	660	660	-	-	-
PG [2 Year Program(s)]	160	160	-	-	-	-

Total Actual Student Strength (Program(s) Offered by Your Institution)

(All programs of all years)	No. of Male Students	No. of Female Students	Total Students	Within State (Including male & female)	Outside State (Including male & female)	Outside Country (Including male & female)	Economically Backward (Including male & female)	Socially Challenged (SC+ST+OBC Including male & female)	No. of students receiving full tuition fee reimbursement from the State and Central Government	No. of students receiving full tuition fee reimbursement from Institution Funds	No. of students receiving full tuition fee reimbursement from the Private Bodies	No. of students who are not receiving full tuition fee reimbursement
UG [3 Years Program(s)]	717	519	1236	1236	0	0	67	988	988	0	0	67
PG [2 Year Program(s)]	119	143	262	262	0	0	11	227	227	0	0	11

Placement & Higher Studies

UG [3 Years Program(s)]: Placement & higher studies for previous 3 years

Academic Year	No. of first year students intake in the year	No. of first year students admitted in the year	Academic Year	No. of students admitted through Lateral entry	Academic Year	No. of students graduating in minimum stipulated time	No. of students placed	Median salary of placed graduates(Amount in Rs.)	No. of students selected for Higher Studies
2014-15	685	685	2015-16	0	2016-17	64	0	0(Zero)	32
2015-16	1380	604	2016-17	0	2017-18	32	0	0(Zero)	18
2016-17	660	660	2017-18	0	2018-19	77	0	0(Zero)	38

PG [2 Years Program(s)]: Placement & higher studies for previous 3 years

Academic Year	No. of first year students intake in the year	No. of first year students admitted in the year	Academic Year	No. of students graduating in minimum stipulated time	No. of students placed	Median salary of placed graduates(Amount in Rs.)	No. of students selected for Higher Studies
2015-16	0	0	2016-17	0	0	0(Zero)	0
2016-17	160	160	2017-18	10	0	0(Zero)	0
2017-18	160	149	2018-19	13	0	0(Zero)	0

Ph.D Student Details

Ph.D (Student pursuing doctoral program till 2017-18; Students admitted in the academic year 2018-19 should not be entered here.)			
		Total Students	
Full Time		0	
Part Time		0	
No. of Ph.D students graduated (including Integrated Ph.D)			
	2018-19	2017-18	2016-17
Full Time	0	0	0
Part Time	0	0	0

Financial Resources: Utilised Amount for the Capital expenditure for previous 3 years

Academic Year	2018-19	2017-18	2016-17
	Utilised Amount	Utilised Amount	Utilised Amount
Annual Capital Expenditure on Academic Activities and Resources (excluding expenditure on buildings)			
Library	208473 (Two Lakh Eight Thousand Four Hundred Seventy Three)	272668 (Two Lakh Seventy Two Thousand Six Hundred Sixty Eight)	241797 (Two Lakh Forty One Thousand Seven Hundred Ninety Seven)
New Equipment for Laboratories	627301 (Six Lakh Twenty Seven Thousand Three Hundred One)	956461 (Nine Lakh Fifty Six Thousand Four Hundred Sixty One)	610842 (Six Lakh Ten Thousand Eight Hundred Forty Two)
Engineering Workshops	0 (Zero)	0 (Zero)	0 (Zero)
Other expenditure on creation of Capital Assets (excluding expenditure on Land and Building)	78526 (Seventy Eight Thousand Five Hundred Twenty Six)	51632 (Fifty One Thousand Six Hundred Thirty Two)	105250 (One Lakh Five Thousand Two Hundred Fifty)

Financial Resources: Utilised Amount for the Operational expenditure for previous 3 years

Academic Year	2018-19	2017-18	2016-17
	Utilised Amount	Utilised Amount	Utilised Amount
Annual Operational Expenditure			
Salaries (Teaching and Non Teaching staff)	36211031 (Three Crore Sixty Two Lakh Eleven Thousand Thirty One)	35033361 (Three Crore Fifty Lakh Thirty Three Thousand Three Hundred Sixty One)	32641660 (Three Crore Twenty Six Lakh Forty One Thousand Six Hundred Sixty)
Maintenance of Academic Infrastructure or consumables and other running expenditures(excluding maintenance of hostels and allied services,rent of the building, depreciation cost, etc)	284308 (Two Lakh Eighty Four Thousand Three Hundred Eight)	111827 (One Lakh Eleven Thousand Eight Hundred Twenty Seven)	67184 (Sixty Seven Thousand One Hundred Eighty Four)
Seminars/Conferences/Workshops	0 (Zero)	15910 (Fifteen Thousand Nine Hundred Ten)	89780 (Eighty Nine Thousand Seven Hundred Ten)

IPR

Calendar year	2018	2017	2016
No. of Patents Published	0	0	0
No. of Patents Granted	0	0	0

Sponsored Research Details

Financial Year	2018-19	2017-18	2016-17

Total no. of Sponsored Projects	0	0	0
Total no. of Funding Agencies	0	0	0
Total Amount Received (Amount in Rupees)	0	0	0
Amount Received in Words	Zero	Zero	Zero

Consultancy Project Details

Financial Year	2018-19	2017-18	2016-17
Total no. of Consultancy Projects	0	0	0
Total no. of Client Organizations	0	0	0
Total Amount Received (Amount in Rupees)	0	0	0
Amount Received in Words	Zero	Zero	Zero

Executive Development Program/Management Development Programs

Financial Year	2018-19	2017-18	2016-17
Total no. of Executive Development Programs	0	0	0
Total no. of Participants	0	0	0
Total Amount Received (Amount in Rupees)	0	0	0
Total Annual Earnings in Words	Zero	Zero	Zero

PCS Facilities: Facilities of physically challenged students

1. Do your institution buildings have Lifts/Ramps?	Yes, more than 40% of the buildings
2. Do your institution have provision for walking aids, including wheelchairs and transportation from one building to another for handicapped students?	No
3. Do your institution buildings have specially designed toilets for handicapped students?	Yes, more than 40% of the buildings

Awards Details

1. How many faculty member of your institution have received highly reputed national/international awards/recognition from central government agencies in the previous academic year 2018-19	0
2. How many students of your institution have won international awards in the previous academic year 2018-19	0

Faculty Details

Sno	Name	Age	Designation	Gender	Qualification	Experience (In Months)	Is Associated Last Year	Currently working with institution?	Joining Date	Leaving Date	Association type
1	AJAY VILASRAO TAGALPALLEWAR	43	Assistant Professor	Male	SLET	180	Yes	Yes	16-08-2004	--	Regular
2	Chetana Ugale	34	Assistant Professor	Female	Ph.D	24	Yes	Yes	03-01-2017	--	Regular

3	DINESH RAMKRUSHNA JARONDE	37	Assistant Professor	Male	NET	33	Yes	Yes	10-12-2007	–	Regular
4	DIPAK DEVIDAS GHODEKAR	36	Assistant Professor	Male	SLET	25	Yes	Yes	07-04-2015	–	Regular
5	Dr D M Chavhan	34	Assistant Professor	Male	Ph.D	25	Yes	Yes	16-07-2015	--	Regular
6	DR.GANPAT PANDURANG URKUNDE	58	Other	Male	Ph.D	46	Yes	Yes	01-10-1988	–	Regular
7	DR KAILASH RAMBHAU NEMADE	30	Assistant Professor	Male	Ph.D	65	Yes	Yes	23-04-2015	–	Regular
8	Dr Pavan Bhau Mandavkar	48	Dean / Principal / Director / Vice Chancellor	Male	Ph.D	264	Yes	Yes	04-10-1997	–	Regular
9	DR VEERA PAVAN MANDAVKAR	42	Assistant Professor	Female	Ph.D	54	Yes	Yes	06-04-2015	–	Regular
10	KISHOR PUNJAJI SURADKAR	30	Assistant Professor	Male	Ph.D	25	Yes	Yes	11-04-2015	–	Regular
11	PANDURANG BHAUSAHEB INGLE	34	Assistant Professor	Male	SLET	25	Yes	Yes	08-04-2015	--	Regular
12	PRASHANT SANTOSHRAO JAWADE	38	Assistant Professor	Male	NET	33	Yes	Yes	25-01-2006	--	Regular
13	Prof D S Patil	59	Associate Professor	Male	M.A	48	Yes	Yes	15-12-1986	–	Regular
14	Prof M P Rakhunde	53	Associate Professor	Female	M. Phil	37	Yes	Yes	16-12-1999	–	Regular
15	Prof N R Thawale	59	Associate Professor	Male	M.A	53	Yes	Yes	20-02-1986	--	Regular
16	Prof N V Narule	50	Assistant Professor	Male	M.A	37	Yes	Yes	16-12-1998	--	Regular
17	Prof R M Wath	56	Associate Professor	Female	M. Phil	50	Yes	Yes	15-12-1986	–	Regular
18	Prof R T Ade	51	Associate Professor	Male	Ph.D	47	Yes	Yes	15-09-1992	–	Regular
19	Prof S Y Lakhadive	52	Associate Professor	Female	M.A	32	Yes	Yes	16-12-1998	--	Regular
20	Shital Shankarrao Raut	35	Other	Female	NET	26	Yes	Yes	22-09-2017	–	Regular
21	SNEHAL R KHANDEKAR	30	Assistant Professor	Female	NET	25	Yes	Yes	09-04-2015	–	Regular
22	Ved Ramesh Patki	29	Assistant Professor	Male	Ph.D	24	Yes	Yes	02-01-2017	–	Regular

NIRF Report College 2018-19

11/29/2018

All Report-MHRD, National Institutional Ranking Framework (NIRF)



National Institutional Ranking Framework
Ministry of Human Resource Development
Government of India



Welcome to Data Capturing System: COLLEGE

Institute ID: IR-C4-1111
Institute Name: Jodha Mahavidyalaya

[← Go Back \(/DCS/Home\)](#)

Full Report

Sanctioned (Approved) Intake

Academic Year	2017-18	2016-17	2015-16	2014-15	2013-14	2012-13
UG [3 Years Program(s)]	1580	1480	1380	---	---	---
PG [2 Years Program(s)]	320	160	---	---	---	---

Total Actual Student Strength (Program(s) Offered by Your Institution)

(All programs of all years)	No. of Male Students	No. of Female Students	Total Students	Within State (Including male & female)	Outside State (Including male & female)	Outside Country (Including male & female)	Economically Backward (Including male & female)	Socially Challenged (SC+ST+OBC Including male & female)	No. of students receiving full tuition fee reimbursement from the State and Central Government	No. of students receiving full tuition fee reimbursement from Institution Funds	No. of students receiving full tuition fee reimbursement from the Private Bodies	No. of students who are not receiving full tuition fee reimbursement
UG [3 Years Program(s)]	675	593	1268	1268	0	0	7	472	302	0	0	177
PG [2 Years Program(s)]	98	72	170	170	0	0	0	113	37	0	0	76

Placement & Higher Studies

UG [3 Years Program(s)]: Placement & higher studies for previous 3 years

Academic Year	No. of first year students intake in the year	No. of first year students admitted in the year	Academic Year	No. of students graduating in minimum stipulated time	No. of students placed	Median salary of placed graduates (Amount in Rs.)	No. of students selected for Higher Studies
(2013-14)	463	463	(2015-16)	63	0	0 (Zero)	21
(2014-15)	685	685	(2016-17)	64	0	0 (Zero)	45
(2015-16)	1380	604	(2017-18)	32	0	0 (Zero)	19

PG [2 Years Program(s)]: Placement & higher studies for previous 3 years

Academic Year	No. of first year students intake in the year	No. of first year students admitted in the year	Academic Year	No. of students graduating in minimum stipulated time	No. of students placed	Median salary of placed graduates (Amount in Rs.)	No. of students selected for Higher Studies
(2014-15)	0	0	(2015-16)	0	0	0 (Zero)	0
(2015-16)	0	0	(2016-17)	0	0	0 (Zero)	0
(2016-17)	160	160	(2017-18)	10	0	0 (Zero)	0

Financial Resources: Utilised Amount for the Capital & Operational expenditure for previous 3 years

<http://login.nirfindia.org/Declaration/Agree/ViewDCSDData>

1/3

Financial Year	2017-18	2016-17	2015-16
	Utilised Amount	Utilised Amount	Utilised Amount
Annual Capital Expenditure on Academic Activities and Resources (excluding expenditure on buildings)			
Library	272768 (two lac seventy two thousand seven hundred sixty eight)	241797 (Two lac forty one thousand seven hundred ninety seven)	159455 (One lac fifty nine thousand four hundred fifty five)
New Equipment for Laboratories	956461 (Nine lac fifty six four hundred sixty one)	610842 (Six lac ten thousand eight hundred forty two)	503646 (Five lac three thousand six hundred forty six)
Other expenditure on creation of Capital Assets (excluding expenditure on Land and Building)	51632 (Fifty one thousand six hundred thirty two)	105250 (One lac five thousand two hundred fifty)	91550 (Ninety one thousand five hundred fifty)
Annual Operational Expenditure			
Salaries (Teaching and Non Teaching staff)	35033361 (Three Crore Fifty Lakh Thirty Three Thousand Three Hundred Sixty One)	32641660 (Three Crore Twenty Six Lakh Forty One Thousand Six Hundred Sixty)	32305900 (Three Crore Twenty Three Lakh Five Thousand Nine Hundred)
Maintenance of Academic Infrastructure or consumables, other running expenditures etc. (excluding maintenance of hostels and allied services)	111827 (One Lakh Eleven Thousand Eight Hundred Twenty Seven)	67184 (Sixty Seven Thousand One Hundred Eighty Seven)	36550 (Thirty Six Thousand Five Hundred Fifty)
Seminars/Conferences/Workshops	15910 (Fifteen Thousand Nine Hundred Ten)	89780 (Eighty Nine Thousand Seven Hundred Eighty)	0 (Zero)

PCS Facilities: Facilities of physically challenged students

1. Do your institution buildings have Lifts/Ramps?	Yes, more than 40% of the buildings
2. Do your institution have provision for walking aids, including wheelchairs and transportation from one building to another for handicapped students?	No
3. Do your institution buildings have specially designed toilets for handicapped students?	Yes, less than 40% of the buildings

Faculty Details

1. How many faculty members of your institution have received highly reputed national/international awards/recognition from Central government agencies in the previous year (2017-18)? 0

Srno	Name	Age	Designation	Gender	Qualification	Experience (In Months)	Is Associated Last Year	Currently working with institution?	Joining Date	Leaving Date	Association type
1	Dr Pavan Bhau Mandavkar	47	Dean / Principal / Director / Vice Chancellor	Male	Ph.D	252	Yes	Yes	04-10-1997	—	Regular
2	DR GANPAT PANDURANG URKUNDE	57	Other	Male	Ph.D	34	Yes	Yes	01-10-1988	—	Regular
3	DR VEERA PAVAN MANDAVKAR	41	Assistant Professor	Female	Ph.D	42	Yes	Yes	06-04-2015	—	Regular
4	DR KAILASH RAMBHAU NEMADE	29	Assistant Professor	Male	Ph.D	53	Yes	Yes	23-04-2015	—	Regular
5	AJAY VILASRAO TAGALPALLEWAR	42	Assistant Professor	Male	SLET	168	Yes	Yes	16-08-2004	—	Regular
6	PRASHANT SANTOSHRAO JAWADE	37	Assistant Professor	Male	NET	21	Yes	Yes	25-01-2006	—	Regular
7	DINESH RAMKRUSHNA JARONDE	36	Assistant Professor	Male	NET	21	Yes	Yes	10-12-2007	—	Regular
8	SNEHAL R KHANDEKAR	29	Assistant Professor	Female	NET	13	Yes	Yes	09-04-2015	—	Regular
9	DIPAK DEVIDAS GHODEKAR	35	Assistant Professor	Male	SLET	13	Yes	Yes	07-04-2015	—	Regular
10	PANDURANG BHAUSAHEB INGLE	33	Assistant Professor	Male	SLET	13	Yes	Yes	08-04-2015	—	Regular

11	KISHOR PUNJAJI SURADKAR	29	Assistant Professor	Male	Ph.D	13	Yes	Yes	11-04-2015	—	Regular
12	Ved Ramesh Patki	28	Assistant Professor	Male	NET	12	Yes	Yes	02-01-2017	—	Regular
13	Chetana Ugale	33	Assistant Professor	Female	Ph.D	12	Yes	Yes	03-01-2017	—	Regular
14	Shital Shankarrao Raut	34	Other	Female	NET	14	Yes	Yes	22-09-2017	—	Regular
15	Prof N R Thawale	58	Associate Professor	Male	M.A	41	Yes	Yes	20-02-1986	—	Regular
16	Prof D S Patil	58	Associate Professor	Male	M.A	36	Yes	Yes	15-12-1986	—	Regular
17	Prof R M Wath	55	Associate Professor	Female	M. Phil	38	Yes	Yes	15-12-1986	—	Regular
18	Prof R T Ade	50	Associate Professor	Male	M. Phil	35	Yes	Yes	15-09-1992	—	Regular
19	Prof S Y Lakhadive	51	Associate Professor	Female	M.A	20	Yes	Yes	16-12-1998	—	Regular
20	Prof N V Narule	49	Assistant Professor	Male	M.A	25	Yes	Yes	16-12-1998	—	Regular
21	Prof M P Rakhunde	52	Associate Professor	Female	M. Phil	25	Yes	Yes	16-12-1999	—	Regular
22	Dr D M Chavhan	33	Assistant Professor	Male	Ph.D	13	Yes	Yes	16-07-2015	—	Regular